

Now & Next

What is Now & Next?





- Now and next boards are resources that are useful for children who struggle to communicate and understand communication, children who struggle to disengage from self-chosen activities, children who struggle with transition throughout the day or children who become distressed when they do not know what is going to happen next or what the structure of their day is.
- They are essentially a truncated form of a visual timetable for children who may find the use of a longer visual timetable confusing and difficult to understand.
- Now and next boards are split into two sections (now and next) and use detachable pictures that represent **periods within the day** to help children transition from one period to the next.
- The period the child is currently engaged in (such as carpet time) is placed in the **Now** section whilst the period the child is to transition into is placed in the **Next** section.
- The board is shown to the child during each transition to help them understand that the period they are in is finishing and what the period into which they will be transitioning is.

How to use Now & Next


Let us suppose that we have a child with social and communication difficulties who struggles to understand the transition points throughout the day in a reception class. His teacher may wish to structure the first part of the child's day as follows...

Carpet time -> Number work with TA -> Free choice time -> Snack time...


The teacher would have a picture to represent each period with Velcro attached to the back...

<p style="text-align: center;">Carpet Time</p> 	<p style="text-align: center;">Number Work</p> 
<p style="text-align: center;">Choose Time</p> 	<p style="text-align: center;">Snack Time</p> 

The teacher would also have a simple now and next board with Velcro on the front...



The teacher would then simply attach the picture depicting the current period to the now section and the period to be transitioned into to the next section like so...



This is then shown to the child just before the child transitions onto the next activity.